

## SPARTAN LED Zone 2/22 SPZ Bulkhead



**rayTEC**



Intelligent Emergency  
Variants



### Easy Maintenance

Featuring a unique modular design, key components are easily accessible for straightforward maintenance and inspection.



### Controllable

DALI 2.0 Dimmable as an option on non emergency variants for precise and flexible control of lighting assets.



### Robust and Durable

Designed from marine grade aluminium and able to withstand the most extreme environments.



### Intelligent Emergency

Self-testing emergency battery providing up to 3 hours emergency back-up.

## 5 YEAR WARRANTY

All Raytec luminaires are provided with an industry leading 5 year warranty and have an expected useful life in excess of 10 years. See Warranty Statement for details.

**5 YEAR  
WARRANTY**

# Technical Specifications

## Certification

ATEX Rating	ATEX, UKCA and IEC Ex rated for Gas and Dust
Hazardous Area Rating	Zone 2 (Gas), Zone 22 (Dust)
Certificates	CML 17ATEX4231, IEC Ex CML17.0135 & CML21UKEX4106
Gas	II 3 G D Ex ec mc IIC T4 Gc Ta= Up to -50°C to +55°C (-20°C to +55°C for emergency variants)
Dust	Ex tc IIIC T98°C Dc Ta= Up to -50°C to +55°C (-20°C to +55°C for emergency variants) IP66 & IP67
ABS Certificate #	# 23-2432337-PDA

## Electrical

	BL24	BL24-HO	BL24 EMX25	BL24-HO EMX25
Input	Standard: 110-254Vac 50/60hz* Optional: 110-277 50/60hz Low voltage: 18-48V AC and 18-69V DC		110-254V 50/60Hz AC only	
Power	20W	34W	24W	37W
Termination	Incoming terminal block suitable for looping 4 core 4mm <sup>2</sup> cable (6mm <sup>2</sup> available - POA)			
Power Factor	>0.9			
Cable Entries	4xM20 as standard (other entries available upon request), dispatched complete with three ATEX/UKEX/IEC Ex approved blanking plug			
DALI	Non-emergency products are available as DALI 2.0 enabled as an option. In these variants terminals are provided for loop in/loop out 2 core control cable			

## Optical

	BL24	BL24-HO	BL24 EMX25	BL24-HO EMX25
Beam Patterns - Circular	10°x 10° or 30°x 30° or 50°x 50° or 80°x 80° or 120°x 120° (10 x 10 option can be upgraded to Vario Technology)			
Beam Patterns - Elliptical	35°x 10° or 60°x 25° or 80°x 30° or 120°x 50° (VARIO)			
Lumen output on mains	2,500 lm – circular beam patterns 2,250 lm – elliptical beam patterns (VARIO)	4,650 lm – circular beam patterns 4,100 lm – elliptical beam patterns (VARIO)	2,500 lm – circular beam patterns 2,250 lm – elliptical beam patterns (VARIO)	4,650 lm – circular beam patterns 4,100 lm – elliptical beam patterns (VARIO)
LED type	Platinum Elite SMT LEDs			
Number of LEDs	24			
CRI	80+			
Colour Temperature	6500K standard			

## Mechanical

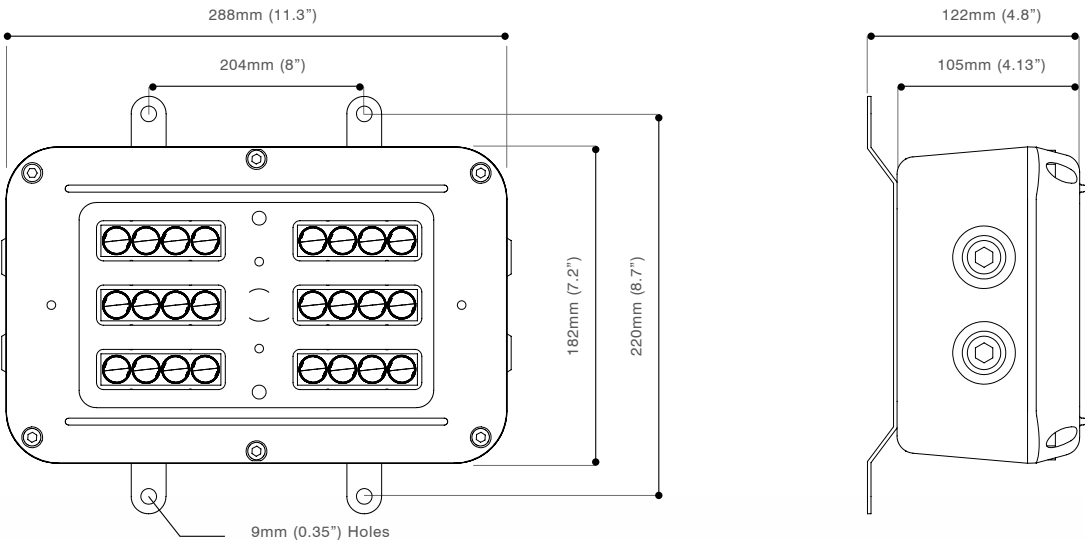
Mechanical	BL24	BL24-HO	BL24 EMX25	BL24-HO EMX25
Burning Position	Universal			
IP Rating	IP66 & IP67			
Temperature Range	- 50°C to + 55°C (- 58°F to + 131°F)		- 20°C to + 55°C (- 4°F to + 131°F)	
Weight	5kg (11.0lbs)		6kg (13.2lbs)	
Enclosure	Marine grade aluminium epoxy powder coated, toughened glass, all external fasteners and brackets are marine grade stainless steel			
Unit Colour	Silver (RAL 9006)			
Installation instructions	Please see document 0940-D-00007 at <a href="http://www.raytecled.com">www.raytecled.com</a>			
Battery care instructions	Please see document 0010-D-00001 at <a href="http://www.raytecled.com">www.raytecled.com</a>			
Dimensions	See Dimensional Sketches			
Mounting	Comes complete with stainless steel brackets (as shown on next page). Other options available			

# Technical Specifications - Continued

Intelligent Emergency	BL24 EMX25	BL24-HO EMX25
Function	Self-testing intelligent emergency	
System health indicator	Tri-colour LED indicator	
Emergency Duration	Up to 3hrs @ 25% power Other options available	
Emergency Battery	2.5 Ah	
Emergency Charge Time	20 hours	

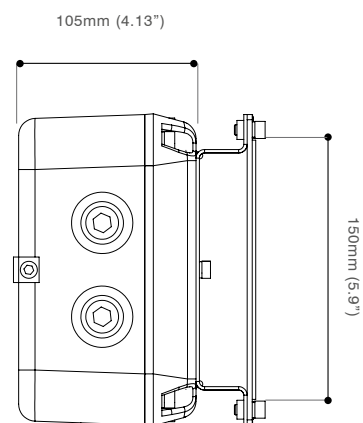
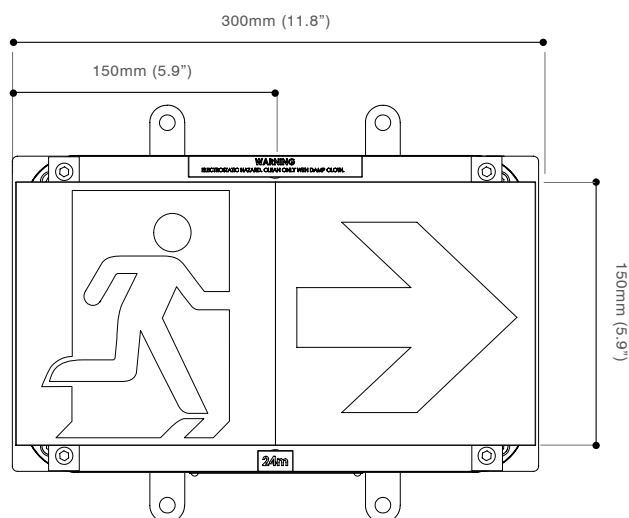
# Product Dimensions

BL24, BL24-EMX



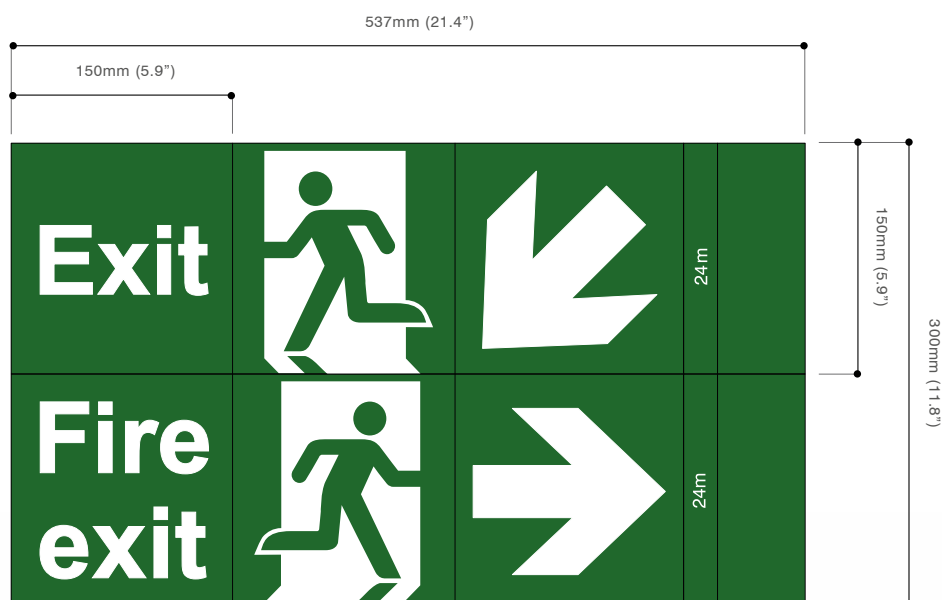
## Product Dimensions - Continued

### BL24 Exit Sign



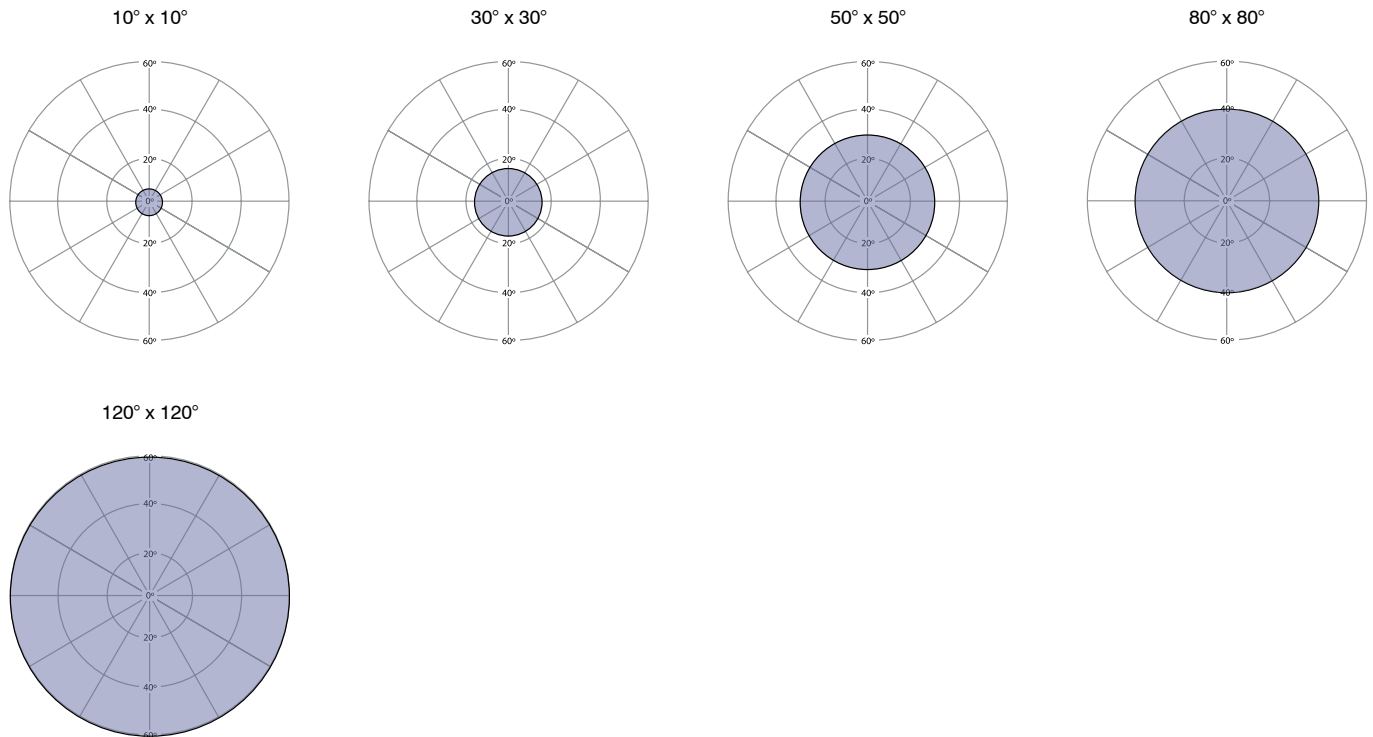
### Exit Sign Kit Contents

- 2 max viewing distance indicator labels 150x12mm supplied with each kit
  - 2 blanking pieces 150x75mm supplied with each kit
  - 6 pre-cut self-adhesive graphics 150x150mm supplied on one sheet as shown
- 48 different combinations available
- Other languages available - contact Raytec

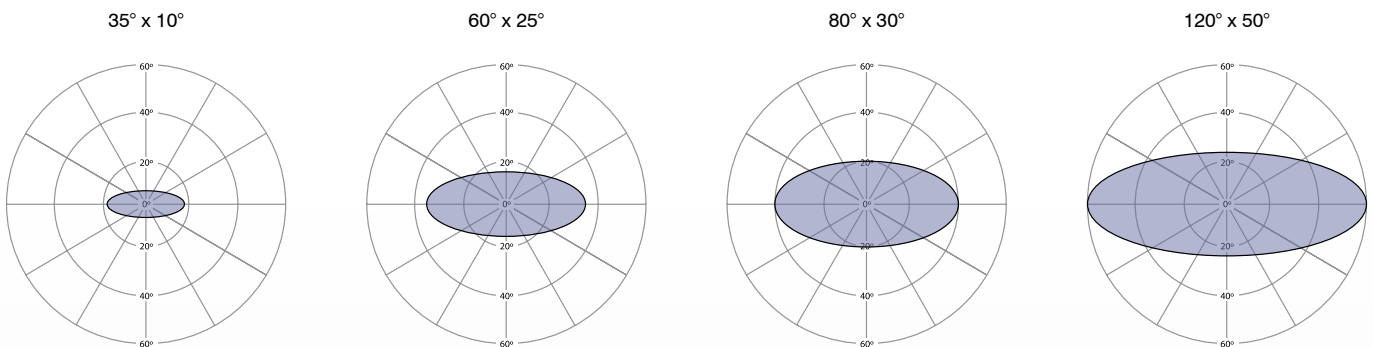


Lines for illustration purposes only

## Beam patterns - Circular



## Beam patterns – Elliptical (VARIO)



## Part Code Builder

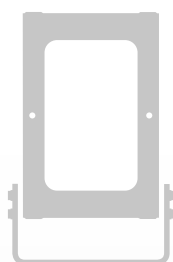
### SPARTAN Bulkhead

Example - SPX-BL24-W-120120

Family	Model	Light Type	Optic	Emergency/DALI	CCT	Power	Entry	Mounting
SPX	BL24	W - White Light	120120	Not Stated - Non EM	Not Stated - 6500K	Not Stated - 110-254Vac 50/60hz	Not Stated - M20	Not stated - Standard Wall Brackets
	BL24-HO		12050	EMX25 (3 hour)	4K - 4000K	277 - 110-277Vac 50/60hz	M25	SP - Spigot Mount
			1010	DA - DALI		LV - Low Voltage (Non EM only)		EXIT - c/w Exit Sign Kit
			3030			LO - Low Output (12W)		
			5050					
			8080					
			50120					
			8030					
			6025					
			3510					
			10155 (SP only)					

\*Other options available, please contact Raytec for more information. DALI variant is not compatible with EM

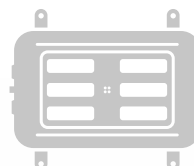
## Products in the SPARTAN Family



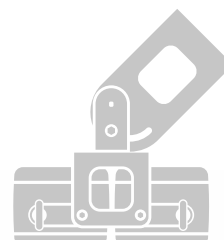
SPARTAN Flood



SPARTAN Linear



SPARTAN Bulkhead



SPARTAN Crane

### Disclaimer

The information provided in this document was accurate at the time of its creation. However, due to the evolving nature of our products and continuous improvements, there may be changes or updates that occur after its publication. For the most current and detailed information about our products, please contact our sales team at [sales@raytecd.com](mailto:sales@raytecd.com).